

Bethel University

<https://www.bethelu.edu/academics/colleges/college-of-arts-and-sciences/division-of-education>

Provider Type

Private

The mission of the Division of Education is to uphold the mission of the University and to prepare candidates for careers in public education. Our program is designed to instill a love of lifelong learning and service through teaching others. The education unit is designed to encourage continuous pursuit of knowledge and a commitment to reflective servant leadership in a diverse global society. Bethel's mission is to create opportunities for members of the learning community to develop to their highest potential as whole persons — intellectually, spiritually, socially, and physically — in a Christian environment.

Leaders in 3-Year Cohort: 74

Cohort Members per Year

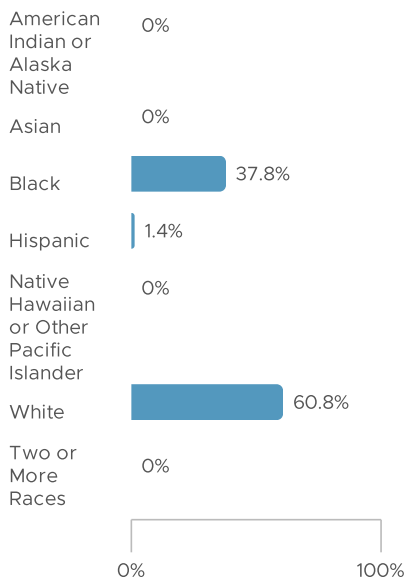
Year	Value
2019	34
2020	17
2021	23

N-Size: 74

What is this metric?

This metric indicates the number of cohort members the provider had in each of the three years represented in the Report Card.

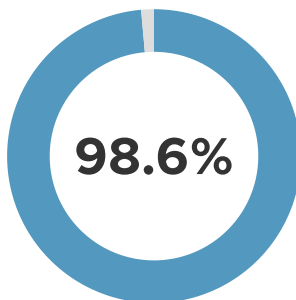
Completers by Race



What is this metric?

This metric shows the racial and ethnic composition of the three-year cohort.

Praxis Leader Licensure Pass Rate

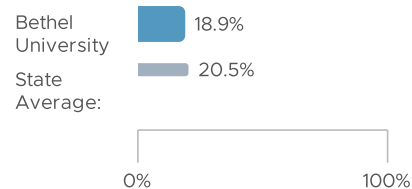


N-Size: 73

What is this metric?

This metric reports the percentage of cohort members who passed the Praxis School Leaders Licensure Assessment (SLLA) within two attempts.

Rate of Employment as Administrators in Tennessee Public Schools



N-Size: 74

What is this metric?

This metric reports the percentage of cohort members who were employed as administrators in Tennessee public schools during the 2019-20, 2020-21, and/or 2021-22 school years. Administrators include principals, assistant principals, and supervisors.